

Australia's 1st Aerator



2021
AERATOR

GH 6000 CFT New 6m Center Fold Trailing

FarmTech.com.au

(02) 8880 7873

30 Moloney Dr, Wodonga VIC 3689

Why Should You Aerate Your Paddocks?

Aeration involves perforating the soil with slots to relieve compaction and allow water, air and nutrients to penetrate down to the grassroots.

New science has shown that aeration is vital to soil health. Aeration supports the living layer of your soil by creating channels for air and water to feed the aerobic bacteria that live below the surface of the soil. Through aeration air is allowed to penetrate the first 100 cm of the soil to support aerobic bacteria growth. Aerobic microbes need air to properly stabilize soil PH and convert organic matter to plant available nutrients. This microbial activity has been found to increase the soils water holding capacity.



GH 5000 CF New 5m Center Fold, Trailing, TurboJet Air seeder, Bent tine harrow.

Channel and cracks in the soil profile allow rain and irrigation to be easily absorbed by your soil where it's needed instead of running off into the creek. Aeration breaks surface crust and creates deep channels and cracks that drastically increase your soils ability to absorb moisture.

This process helps develop vigorous deep root systems helping your plants become more drought resistant. Deep rooted plants also have far greater uptake of minerals and trace elements, ultimately resulting in healthier livestock.

When And How

When is it Best to Aerate Your Paddocks?

As we all know The best day to plant a tree is... 30 years ago.
The second best day is today. It's the same for aeration.

The benefits of aeration are compounded treatment after treatment. we suggest using your Aervator the day it arrives. no matter what time of year that is providing your soil is not waterlogged.

Often we find that annual or biannual use gives the best results though this depends on your soil.

Aussie farmers also use aeration to greatly increase the availability of fertilizer to your plants root zone by creating a path for the fertilizer to penetrate deep into the soil.

How To Aerate Using An Aervator.

The rotating tine has a very clean action designed to aerate by opening and shattering the top soil with minimal damage to existing plants, This action is vertical tillage AKA VerTill.

The Design of the Aervator's tines allow them to twist as they pass through the soil this is intentional. Through this motion the Aervator is able to shatter the soil, greatly reduce compaction and create pathways for air water and nutrients to enter your plants root zone

For best results the Aervator requires two factors:

- 1. Weight.** Weight is built into our heavy duty, over spec Australian steel frames. If you find your tines are not fully penetrating the soil you have a compaction issue but don't worry we have you covered, just add our optional concrete blocks and those tines will dig into even the most compact paddocks in as little as two passes.
- 2. Speed.** The Aervator ideally needs to travel at 7 - 10 kph for the tines to achieve the shattering effect.



Horse Power


45 - 140 HP

Machine Model

GH Aervator

GH Series Aervator

Aerators relieve soil compaction without damaging the grass you already have and prevent rain runoff on your paddocks.



Proudly manufactured in Australia .

The GH series of aervator are the workhorse of the Aervator Range.

Standard Features Include

Heavy duty over spec steel frames
made of Australian steel.

- ✓ Hot Dipped Galv Finish
- ✓ Large Rotor Bearings
- ✓ Multi Gang System
- ✓ Aeration And Cultivation Settings



Available Configurations


- ✓ 3PL or trailing
 - ✓ fixed or folding frame
 - ✓ 2.0 to 12 meter working width
- see page *** for a list of options

SGH Series Aervator

Horse Power **25 - 40 HP**

Machine Model **SGH Aervator**

Aerators relieve soil compaction without damaging the grass you already have and prevent rain runoff on your paddocks



Proudly manufactured in Australia .

The SGH series of Aervator are the compact version of a GH with no compromise in the heavy duty construction.

Standard Features Include

Heavy duty over spec steel frames
made of **Australian steel.**

- ✓ Hot Dipped Galv Finish
- ✓ Large Rotor Bearings
- ✓ Single Gang System
- ✓ Aeration Only Settings



Available Configurations


- ✓ 3PL or trailing
 - ✓ fixed frame only
 - ✓ 1.2 to 2.0 meter working width
- see page *** for a list of options

Horse Power **120 - 200 HP**

Machine Model **Maxi Aervator**

Maxi Series Aervator

The Farmtech Maxi Series Aervator is ideal for pasture renovation or aeration.



Proudly manufactured in Australia .

The Maxi series Aervator feature a second row of gangs doubling the effect especially in areas of cultivation by increasing shattering effect of the soil. this feature also reduces the need for a second pass when aerating.

Standard Features Include

**Heavy duty over spec steel frames
made of Australian steel.**

- ✓ Hot Dipped Galv Finish
- ✓ Two Rows Of Gangs
- ✓ Tines Are Spaced At 95mm
- ✓ Large Rotor Bearings
- ✓ Multi Gang System
- ✓ Aeration And Cultivation Settings



Available Configurations

- ✓ 3PL or trailing
- ✓ fixed or folding frame
- ✓ 2.4 to 5 meter working width


see page *** for a list of options

Turf Aervator

Horse Power **20 - 30 HP**

Machine Model **Turf Aervator**

The Farmtech Turf Aervator is ideal for aerating lawns.



Proudly manufactured in Australia .

The Turf series of Aervator are the designed with your yard in mind.

Standard Features Include

Heavy duty over spec steel frames
made of Australian steel.

- ✓ Painted Finish
- ✓ Large Rotor Bearings
- ✓ Single Gang System
- ✓ Aeration Fixed Setting



Available Configurations


- ✓ 3PL or trailing
 - ✓ fixed frame
 - ✓ 1.2 to 1.8 meter working width
- see page *** for a list of options

Horse Power **120 - 200 HP**

Machine Model **DiscVator**

DiscVator

An ideal solution in pasture renovation. The discvator has the best of both worlds using a combination of leading Aerator tines followed by a wavy cutler disc.



Proudly manufactured in Australia .
Designed with over seeding in mind renovate without damaging the grass you already have.

Standard Features Include

Heavy duty over spec steel frames **made of Australian steel.**

- ✓ Standard GH aerator
- ✓ Row of wavy culter discs
- ✓ Tyre roller



DiscVator

| MODEL SERIES | MODEL | OVER ALL WIDTH | WORKING WIDTH | GANGS | ROWS OF GANGS | WEIGHT | HP |
|----------------|--------------|----------------|---------------|-------|---------------|--------|-----|
| TURF | TA 120 | 1.2 M | 97 CM | 1 | 1 | 220 | 20 |
| | TA 150 | 1.5 M | 127 CM | 1 | 1 | 250 | 25 |
| | TA 180 | 1.8 M | 167 CM | 1 | 1 | 266 | 30 |
| | | | | | | | |
| SGH | SGH 1200 | 1.2 M | 105 CM | 1 | 1 | 360 | 25 |
| | SGH 1500 | 1.5 M | 135 CM | 1 | 1 | 400 | 30 |
| | SGH 1800 | 1.8 M | 165 CM | 1 | 1 | 440 | 40 |
| | | | | | | | |
| GH FIXED FRAME | GH 2000 | 2.0 M | 178 CM | 2 | 1 | 605 | 45 |
| | GH 2400 | 2.4 M | 217.5 CM | 2 | 1 | 750 | 65 |
| | GH 3000 | 3.0 M | 290 CM | 2 | 1 | 900 | 85 |
| | GH 3500 | 3.5 M | | 2 | 1 | | |
| | GH 4000 | 4.0 M | 380 CM | 4 | 1 | 1200 | 95 |
| | GH 5000 | 5.0 M | 482 CM | 4 | 1 | 1500 | 110 |
| | GH 6000 | 6.0 M | 595 CM | 4 | 1 | 1750 | 140 |
| | | | | | | | |
| GH CENTER FOLD | GH 4000 CF | 4.0 M | 388 CM | 4 | 1 | 2125 | 100 |
| | GH 5000 CF | 5.0 M | 488 CM | 4 | 1 | 2420 | 120 |
| | GH 6000 CF | 6.0 M | 588 CM | 4 | 1 | 2670 | 140 |
| | GH 7000 CF | 7.0 M | 688 CM | 6 | 1 | 2950 | 165 |
| | GH 8000 CF | 8.0 M | 788 CM | 8 | 1 | 3190 | 190 |
| | | | | | | | |
| MAXI | GH 2400 MAXI | 2.4 M | 230 CM | 4 | 2 | 1350 | 120 |
| | GH 3000 MAXI | 3.0 M | 290 CM | 4 | 2 | 2060 | 150 |
| | GH 4000 MAXI | 4.0 M | 390 CM | 8 | 2 | 2700 | 180 |
| | GH 5000 MAXI | 5.0 M | 490 CM | 8 | 2 | 3200 | 200 |

Options

Spring Tine Harrows

Spring tine harrows available in bent or straight tine and are attached to the rear of the frames of any aervator. They provide covering of seeds and smoothing of the surface immediately behind the tines.



Seed Boradcaster

Broadcast seeders use a spinning disc to broadcast seed over a wide area behind the aervator. The flow of the seed can be regulated by an in-cab controller.



Crimp Roller

The CoverCrimper is designed to terminate cover crops without the need for herbicides. The CoverCrimper leaves a mat of mulch that the cash crop is then planted directly through. Crimping leaves a mat (a layer of protective mulch) that aids in retention of moisture in the soil and returns valuable nutrients from the cover crop to the soil.

Air Seeder

air seeders are available in a number of different brands and sizes these machines typically mount on the aerator frame and have a 12V fan providing air flow through hoses carrying the seed down to the scattering nozels mounted above the ground behind the Aerator the flow of seeds can be regulated by an in cab controller.



Cement Blocks

concrete block weights are available for all models and can add significant weight to any machine to improve penetration.



Hard Faced Tines

Our tines can be ordered with a layer of tungsten granules applied to the leading edge this typically doubles the life of the tine. great for sandy abrasive soils. Will double or triple the life of your tines



Contact Us



(02) 8880 7873

Outside Australia Phone

+61 2 8776 3354



30 Moloney Dr, Wodonga VIC 3689



www.farmtech.com.au



sales@farmtech.com.au



FarmTech.com.au